



**FLUORESCENT FITTING  
SURFACE**

**WSB**



General purpose batten luminaire that can be ceiling mount, wall or pendant mount using suspension system which is ideally suited for general purpose lighting such as along corridors, staircase, industrial areas and where sufficient illumination is required.

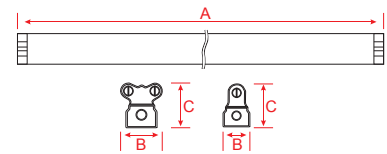
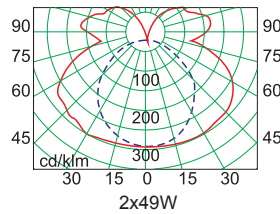
Features include:

Housing made of 0.5mm high quality cold rolled sheet steel coated with white epoxy powder finishing.

Wide body design for equipped of emergency power pack

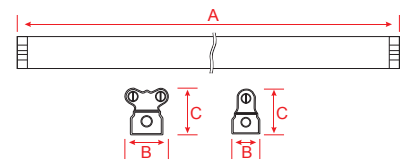
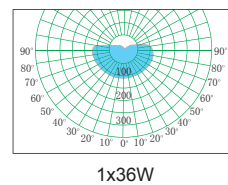
Flexible wiring with heat resistant to 105°C

Fitting is available with either Electromagnetic Ballast; HF Electronic Ballast; Dimmable Ballast or Emergency Power Pack.



ART NO	LAMP	LAMP	DIMENSIONS		
	POWER	HOLDER	A (mm)	B (mm)	C (mm)
WSB114	1X14W/24W FDH	G5	580	50	80
WSB214	2X14W/24W FDH	G5	580	75	80
WSB128	1X28W/54W FDH	G5	1180	50	80
WSB228	2X28W/54W FDH	G5	1180	75	80
WSB135	1X35W/49W FDH	G5	1480	50	80
WSB235	2X35W/49W FDH	G5	1480	75	80

Note: Subjected to +/-1.5mm  
Specification subject to changes without prior notice



ART NO	LAMP	LAMP	DIMENSIONS		
	POWER	HOLDER	A (mm)	B (mm)	C (mm)
WSB118	1X18W FD	G13	610	50	70
WSB218	2X18W FD	G13	610	100	85
WSB136	1X36W FD	G13	1220	50	70
WSB236	2X36W FD	G13	1220	100	85

Note: Subjected to +/-1.5mm  
Specification subject to changes without prior notice

Ordering guide: WSB118##  
Electromagnetic Ballast: EM  
High Frequency Electronic Ballast: HF  
High Frequency Dimmable Ballast: D  
Emergency Power Pack : PP